

PASSENGER PIDGEY


YOUR #1 SOURCE FOR POKÉMON WORLD ONLINE



SPOTLIGHT ON:

Beginners Guide

INCLUDES A CREATIVE INTRODUCTION TO
POKEMON WORLD ONLINE BY A WELL KNOWN
AND EXPERIENCED PLAYER!



CONTENTS

Issue #1 And so it Begins...

cover story



BEGINNER'S GUIDE AND INTRO TO PWO

Welcome players, both old and new, to the long-sought introduction to the magnificent realm of Pokemon World Online! While this article will appeal primarily towards the newer audience, it is geared in such a way that even older players may potentially pick up some new knowledge. In today's edition of Beginner's Guide, you will be introduced the new world of pokemon and taken through to your first victory with a gym leader.


featured stories

Username:

Password:

New Account


Pokémon W



05

JAVA VS. VB

Pokémon World Online, as you may know, has been receiving quite a continuous flow of updates recently. One project known as the Java Client being worked on by our very own Zammbi has been causing quite a fuss in the community.



06

JOHTO SAFARI ZONE

PWO has a new feature never before seen in ANY Pokemon game! It's the Johto Safari Zone!

The Johto Safari Zone is a brand new safari zone, different to the Kanto version in some key features including a large area and new Pokemon.

other stories


WELCOME TO THE PASSENGER PIDGEY

Welcome to the first issue of the Passenger Pidgey! We are proud to say that these issues are official and geared just for you, the players! From within you will find anything ranging from past and future patch notes, community shout outs, new adventures to come, and even tips and tricks! The editors group hopes you enjoy this issue, and more to come bi-weekly. Thanks for reading! -The Editors Team

WANTED: COMIC ARTIST!

You read right! The Editors team is looking to recruit a comic artist for a Super Secret Project, exclusive to the Passenger Pidgey! Special compensation may be applied based on performance and accuracy of your work. Think you are skilled enough with the worlds deadliest weapon(pen/pencil)? Send Goaty and NeeRoll, at the forums, a copy of your work depicting your in-game character (yes, they all look the same) and your favorite pokemon in a comic setting. That is all! Let your imagination lead you to success! Thank you. Goat, out.





cover story
Welcome players, both old and new, to the long-sought after introduction to the magnificent realm of Pokémon World Online! While this article will appeal primarily towards the newer audience, it is geared in such a way that even older players may potentially pick up some new knowledge.

In today's edition of Beginner's Guide, you will be introduced the new world of pokemon and taken through to your first victory with a gym leader.

You start the game with a new pokemon partner and 10 pokeballs. Pallet town is a small community has pidgey and rattata in the grass, the main attraction is the fishing spot you'll visit when you buy a fishing rod later. With

“You need 3 rep to battle the first gym leader and 100 rep to trade with other players.”

low level pokemon like magikarp, krabby and horsea, pallet town is a great place to train your fishing levels. Move on to Route 1 on your way to Viridian City, there are some useful NPCs along here that will give you tips or battle you and give you rep. Reputation Points (Rep) are vital in PWO, you need



Beginners

BY: NEEROLL

Guide



3 rep to battle the first gym leader and 100rep to trade with other players. You get 0.2rep for every NPC battle.

“If you want to release your pokemon type /release (position).”

Enter Viridian City! Viridian City is the central point of the starter's area. Viridian City has a gym in it but it's not open until you have 7 badges. Visit the PokeCenter, this is the place where you can heal and switch your pokemon. When you want to change your pokemon around click on the PC in the corner. Right click your pokemon to change their position and select "Exit PC Box" to exit. If you want to release your pokemon type /release (position), for example if you wanted to release your first pokemon you would type /release 1. If you have six pokemon in your party, captured pokemon go here automatically. Head to the pokemart where you can re-stock on pokeballs and potions by selecting them from the drop-down menu.



Pewter City is the home of Brock, the rock type gym leader. Brock holds a powerful level 15 Geodude and level 19 Onix, it's a good idea to take a few potions to heal your pokemon. You need 3 rep to battle rep and if you lose you must wait 36 hours to battle him again, so its best to be prepared. Brock is a rock type so it's best to have a few high-level grass or fighting pokemon, Bellsprout and Mankey do well here. You can

After healing your pokemon and buying pokeballs go find some grass to practice fighting, a good place is west of Viridian City where you encounter Spearow, Rattata and Mankey. There is also a secret area around here so explore a bit. In the secret area you can encounter grass pokemon which will be helpful against the battle with Brock. With every wild poke battle you win you get experience which levels up your pokemon. To catch pokemon bring down the wild pokemon's HP (it's health) and then click Item, and use pokeball.

Viridian Forest is a good place to search for the Horribly Rare Pikachu or Scyther, just make sure to hunt in the patch of grass before Pewter City. Viridian Forest is also a good place to find PvP battles. To battle someone you simply type /battle (username) and wait for them to accept. Likewise you can accept a player's battle request by typing /accept (username). You get 1/20th of your opponent's rep if you win.

“ Brock Holds a powerful level 15 Geodude and level 19 Onix, it's a good idea to take a few potions to heal your pokemon. ”

find these pokemon west of Viridian City. When you defeat Brock you get the Boulder Badge, which allows you to continue onto the next city and onto a lot of different pokemon to catch!



java client: a new kind of client

BY EEDWEE

EEDWEE TAKES A LOOK AT THE RISING POPULARITY OF THE JAVA CLIENT DEVELOPED BY ZAMMBI.



Pokémon World Online, as you may know, has been receiving quite a continuous flow of updates recently. One project known as the Java Client being worked on by our very own Zammbi has been causing quite a fuss in the community. The current client being used right now is the Visual Basic client, which, as many of you might be aware of, is bugged

“I have suggested, once Shane finishes the VB client he will then help me with the Java client.”

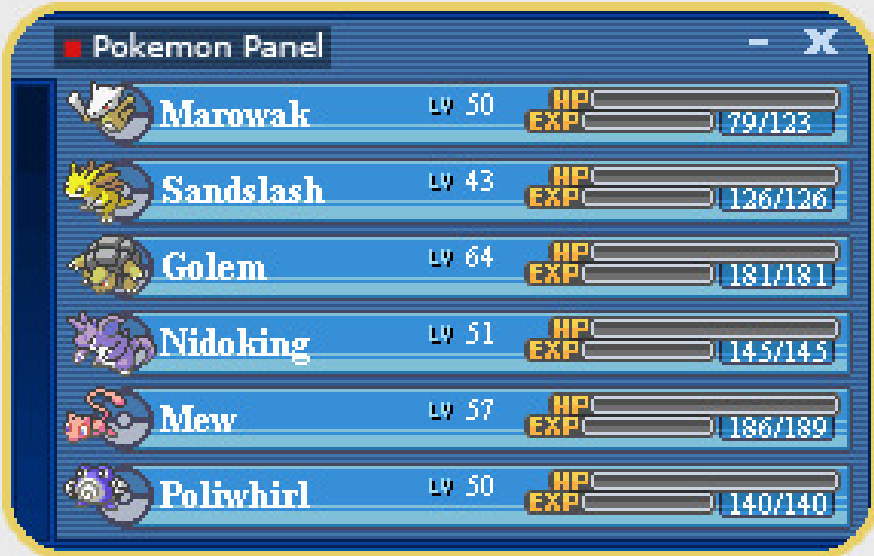
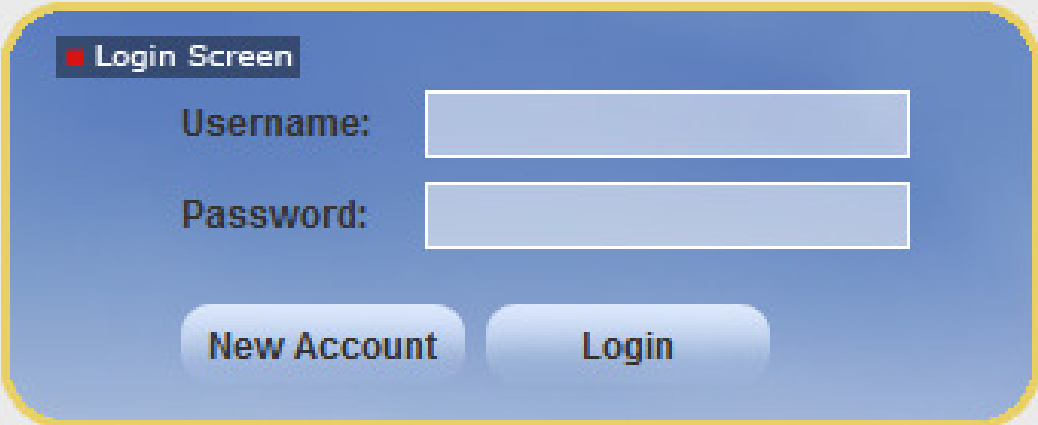
and out-of-date. A decision was made to make a new, bigger and better client was put to action after the issue caught the attention of the DEVs. The Java Client is available to download from the forums and is currently in Alpha stage. It is expected to reach Beta stage in less than 6 months. “If Shane helps, then it could be a lot quicker,” says Zammbi. “I have suggested, once Shane finishes the VB client he will then help me with the Java client.” Zammbi says there will be new features but refuses to reveal them. “The Java client has a few new features over the current client, but you will be able to see that when you use it.”

“The multi-console feature is a major benefit because the Visual Basic client is not compatible with Macintosh and it is a frustration for Mac users.”

Some of the perks of the Java Client are its multi-console, it has music and it has a full-screen mode. The multi-console feature is a major benefit because the Visual Basic client is not compatible with Macintosh and it is a

frustration for Mac users. After the release of the first ever version of the Java client, the late MOD Perri was overjoyed because she was able to play on her Macintosh. While plenty of people would say the present Visual Basic client is stylish as it is, many would say the Java client is much better looking and more stylish than the Visual Basic. In an un-official survey in XAT, 2 out of 4 people think that the Java client is better looking than the Visual Basic one. So, we can conclude that half of the people say that the Java client is better looking. Music and full-screen mode are just two of the new available features that the Visual Basic client does not have. We all anticipate the newer, better Java client and its awesome new features.

While the java client has some great features, it hasn't been fully pulled up to the level of the VB client yet. A few things the java doesn't support is trading to other players and chatting to NPCs, also evolving hasn't been added yet so it's a good client to train on if you want your pokemon to stay the way it is. Its best to judge for yourself which client is best suited for you. Everyone is eagerly waiting for the big release of the stable version of the Java client, with the expectations of a bolder, better new client. We wish Zammbi luck with his programming and hope to see more exciting features added in the future. Next issue we review the new VB client everyone has been talking about, the aptly named: Shane's Client!



MONEY POOL By Goat y

Originally, this tool was innovated to stimulate the PWO economy essentially by "Pooling" donors pokemoney. What does that mean? Here's how it works. First, you must log in to any PWO server. Then, join the moneypool channel by typing /cgjoin Moneypool, this will put you in the chat channel Moneypool so you can see information such as: The next drawing, how high the "pot" is, and who all is contributing. After you join the channel you must enter the current drawing by typing +x (x being a multiple of 100). You can put as much money as you want into play, keep in mind the more you

donate the better the chances of you winning more money. After you put in your donation you will get a message from the current Developer running the moneypool saying thanks for your bid. Drawings happen every 15 minutes. At the end of 15 minutes lucky winners are selected at random and each receive a piece of the pie and a new one begins. Winners will be announced within the channel. Anyone is eligible to play regardless of level or reputation. Being one of the many winners of this fun and exciting game I suggest unto you to take advantage of this lottery of sorts and win some big money! Happy journey! Goat, out.



BY MRSHAUN

THE JOHTO SAFARI ZONE



**You've heard of
Kanto's Safari Zone,
but now it's
time to experience
Johto's Safari Zone!**



● Upper area of the zone

Most of us are familiar with the Safari Zone. It was located in Fuchsia City, Kanto. It's the place you had to go in order to get the Surf HM in the early Pokemon games such as Red, Blue, Green, and Yellow. It was also the place where we would look for a Dragonaire to enhance our Pokemon teams. Well, PWO has a new feature never before seen in ANY Pokemon game! It's the Johto Safari Zone!

The Johto Safari Zone is a brand new safari zone, different to the Kanto version in some key features including a large area and new Pokemon. Just like the Kanto Safari Zone there is an entry fee, however the fee for Johto Safari Zone is 6000 Pokemoney for 20 minutes of playing in the zone. Every so often in the main chat box, the system will tell you how much time you have left to play around, before they send you back to where you need to pay. If you want to go back in, you're going to have to pay another 6000 Pokemoney so make sure you have enough!

The Johto Safari Zone is located in Cianwood City, which is in the Johto Region. To get there head to Olivine City and take an enjoyable ferry ride for a low fee. The main attraction to the Johto Safari Zone is the Pokemon that are exclusive to this area. Johto Safari Zone comes with new Pokemon like Totodile, Chikorita, Cyndaquil, Teddiursa and Barboach. These 5 Pokemon are marked as Horribly Rare so if you expect to catch one, prepare your backpack for a long stay. There are also a majority of Johto Pokemon such as Hoppip, Wooper and Hoothoot and for the fishermen you can catch Pokemon such as Goldeen, Horsea and Magikarp.

The Johto Safari Zone is vast and hard to navigate but with some practise you'll discover the four main areas. You start out in the mountain area, where you can catch ground, rock and fire Pokemon like Onix, Diglett and Cyndaquil. Moving clockwise you enter the water area, a good place for you fishermen to catch Barboach. You can also search the grass for a Psyduck, Slowbro or an elusive Totodile. It's a short walk up to the Normal area where many trainers are searching for a Poocheyna and Teddiursa. The last area looks like an over-grown forest, the grass area is where you will find many Tangela or maybe a wandering Chikorita.

This is my look into the new Johto Safari Zone. This is a place worth taking the time to travel to. It's also a good place to train those level 15+ Pokemon that are time consuming to raise, while hunting for a new partner in your team. We wish you all the best on your hunt.



● Entrance to the Johto Safari Zone



● Just can't get away from the coppers